

# Firstly, the **ABSOLUTE BEST** labeling machine you can purchase is a Nita!

Now that we got that statement out of the way we would like to help you choose the labeling system that will most meet your actual needs...

The Checklist below compares the most important and relevant features on a labeling machine. We are biased but we guarantee no other labeler will stack up to what we offer. Try it out and let's see how quickly we can get you sold on our machines (and our company!).

## Remember – It's Not Just A Labeling Machine. It's A **Nita!**

(Warning: The next 3 minutes of your day may **positively** affect your facility's production efficiencies and outputs for **many** years to come....)



# NITA

## COMPARISON CHART

Contact

Company





Email

Tel

The following chart will help you compare the advantages (or disadvantages) of the various potential labelers you are considering. Enter the name of a Nita competitor and choose Yes or No as it relates to the most important questions to ask yourselves when considering a new labeling system:

Questions To Ask		<b>Name of Competitor #1 Who Is Trying To Be Like A Nita:</b> <small>Enter Company Name</small>	<b>Name of Competitor #2 Who Is Trying To Be Like A Nita:</b> <small>Enter Company Name</small>	<b>Name of Competitor #3 Who Is Trying To Be Like A Nita:</b> <small>Enter Company Name</small>
------------------	---	--	--	--

### Category: ELECTRONICS AND CONTROLS

Does the labeler use ONLY Programmable <b>SERVO DRIVES AND SERVO MOTORS</b> ?		YES NO	YES NO	YES NO
Does the labeler operate <b>WITHOUT</b> a PLC or Micro-Processor Board?		YES NO	YES NO	YES NO
Does the labeler operate with <b>100% NON-PROPRIETARY SOFTWARE</b> and Off-The-Shelf Electronics?		YES NO	YES NO	YES NO
Is every function on the labeler controlled in one <b>HI-RES COLOR HMI</b> ?		YES NO	YES NO	YES NO

# NITA

## COMPARISON CHART

### Category: OPERATIONS

Is <b>EVERY</b> function on the labeler 100% speed synchronized to the speed of the conveyor?		YES NO	YES NO	YES NO
Does the labeler have a fixed product sensor that <b>NEVER NEEDS TO BE MOVED</b> ?		YES NO	YES NO	YES NO
Does the labeler <b>AUTOMATICALLY CALCULATE TIME DELAYS</b> simply by knowing the speed of the conveyor?		YES NO	YES NO	YES NO
Can you easily adjust the label placement one mm at a time <b>ON-THE FLY</b> at the touch of a button on the color HMI?		YES NO	YES NO	YES NO

# NITA

## COMPARISON CHART

### Category: CHANGEOVERS

Does the typical product changeover take <b>10 MINUTES OR LESS?</b>		YES NO	YES NO	YES NO
Is every physical changeover value saved as a <b>COMPLETE REPLICATION RECIPE</b> in a color HMI screen?		YES NO	YES NO	YES NO
Does every physical changeover point have an associated <b>COLOR AND LETTER CODED VALUE</b> allowing for SIMPLE replication of saved values in a color HMI?		YES NO	YES NO	YES NO
Does <u>every</u> physical changeover point on the machine <b>HAVE A HIGH RES RULER OR DIAL</b> allowing for SIMPLE replication of saved values in a color HMI?		YES NO	YES NO	YES NO
Is there a <b>COLOR PICTURE</b> and full description of the product in the HMI when you recall a recipe?		YES NO	YES NO	YES NO

# NITA

## COMPARISON CHART

### Category: SERVICE AND SUPPORT

Does the machine come with lifetime <b><u>NO-CHARGE TELEPHONE, VIDEO AND INTERNET LOGIN SUPPORT</u></b> service?		YES NO	YES NO	YES NO
Can the labeler be serviced remotely over the internet using <b><u>LICENSE-FREE SOFTWARE</u></b> and a basic internet connection?		YES NO	YES NO	YES NO
Can every electronic item used on the machine be <b><u>BOUGHT LOCALLY AT A "GRAINGER-STYLE" supply shop?</u></b>		YES NO	YES NO	YES NO

### Category: GENERAL

Is the labeler constructed exclusively of High Quality <b><u>304 STAINLESS STEEL AND ANODIZED ALUMINUM?</u></b>		YES NO	YES NO	YES NO
Is the labeler fully certified to <b><u>CSA AND UL</u></b> standards?		YES NO	YES NO	YES NO

<b>RESULT</b>	YES 18/18	YES /18	YES /18	YES /18
	NO 0/18	NO /18	NO /18	NO /18

